

# Network Assessment

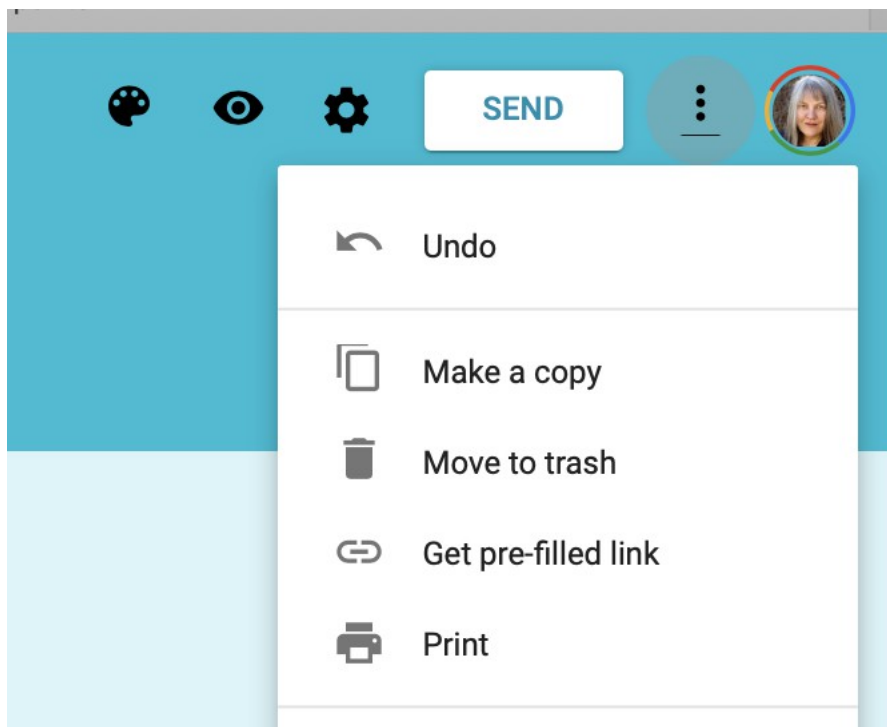
The link below is a Network Assessment that can enable you to see how well-developed your network is on several different dimensions:

- How well it creates inclusiveness and relationship building
- How well it organizes collaboration
- How well it helps create alignment
- How effective its support structure is
- How it is structured for participative governance and decision-making

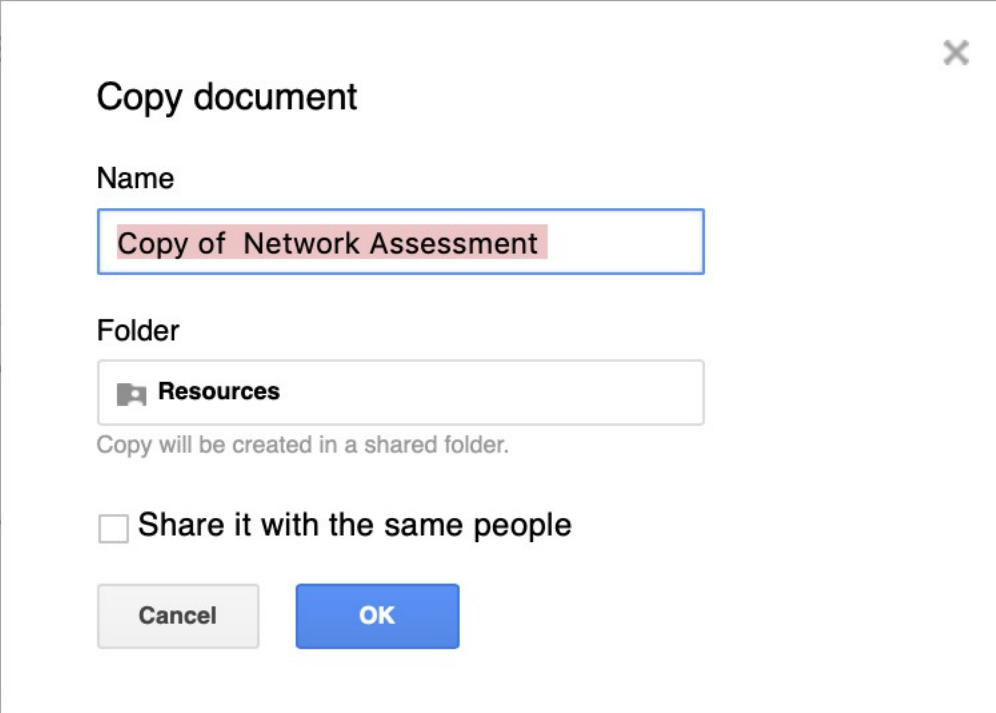
<https://docs.google.com/forms/d/1uVsai6BRGI0TAZIFBoYhm6csjPmqRgBhzA35PsO7K rc/edit>

**Please do not use this copy – you need to make your own copy!**

When you open the google survey in the link above, first go to the three dots in the upper right hand corner and click **make a copy**.



That will bring up a small text box. You may want to change the name. Click in the box below where it says Folder, then click on the arrow until you get to your drive and save it. Then click OK.



**Copy document**

Name

Copy of Network Assessment

Folder

Resources

Copy will be created in a shared folder.

Share it with the same people






Cancel OK

Once you have saved your own copy you can edit the questions or delete some of them.

To use the survey, click on SEND in the upper right. You will want to click on the paper clip by **Send via**. That will give you a link. Click the box by **Shorten url** and it will give you a shorter url. You can then send this in an email or put it in the chat in a zoom session so people can take the survey.

## Send form ✕

Collect email addresses

Send via     

Link

<https://forms.gle/1b48MLDytzuG2wa49>

Shorten URL

**CANCEL** **COPY**

In the settings (the gear at top right) make sure that you click the bottom box that says See summary charts.

## Settings

**GENERAL** PRESENTATION QUIZZES

Collect email addresses

Response receipts ?

**Requires sign in:**

Limit to 1 response

---

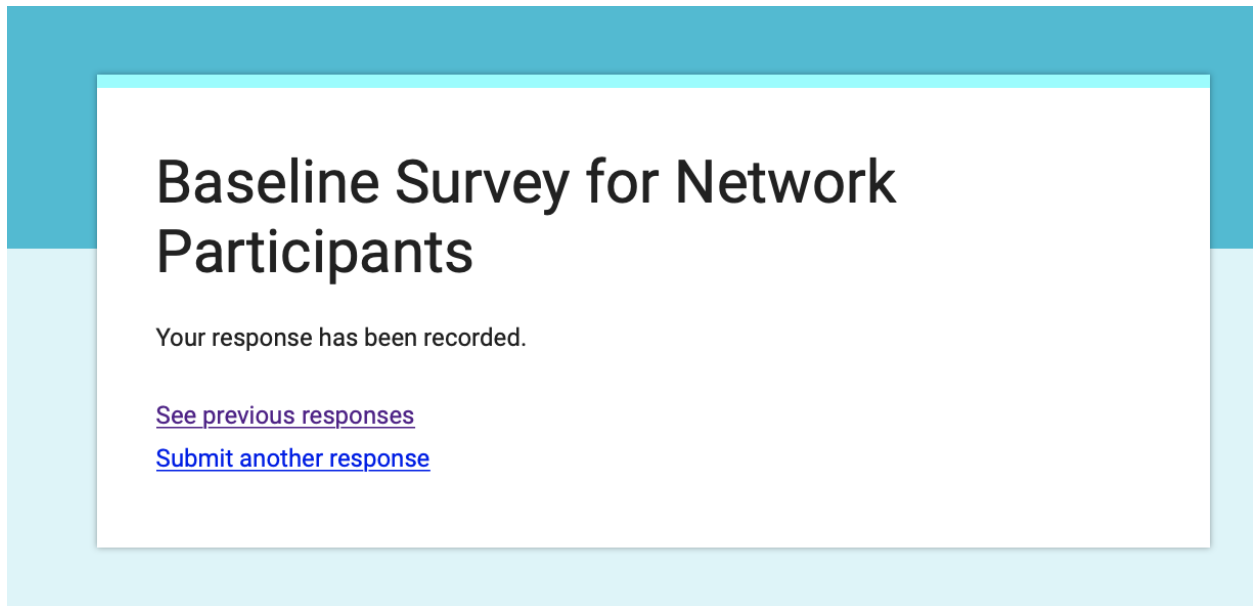
**Respondents can:**

Edit after submit

See summary charts and text responses

**CANCEL** **SAVE**

When people click **Submit** at the end of the survey, they will see a new box. Have them click **See previous responses**. This will bring up a graph for each set of answers. If you display this on a screen or share screen if you are on a zoom session, then the group will be able to see the areas where the network is strong and well-developed, and the challenge areas that are not well developed. You may want to cluster them into groups to discuss specific challenges and what the network could do to develop or strengthen those areas.



Please let us know in the comments if you have used this survey and how it worked? Did it help more network participants take responsibility for the health of the network?